

About the Youth as Researchers COVID-19 Response Programme

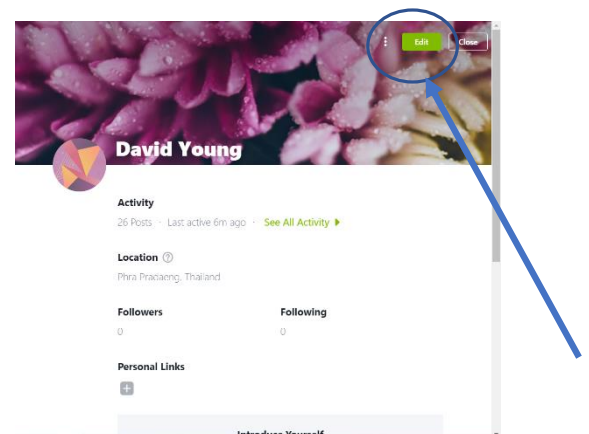
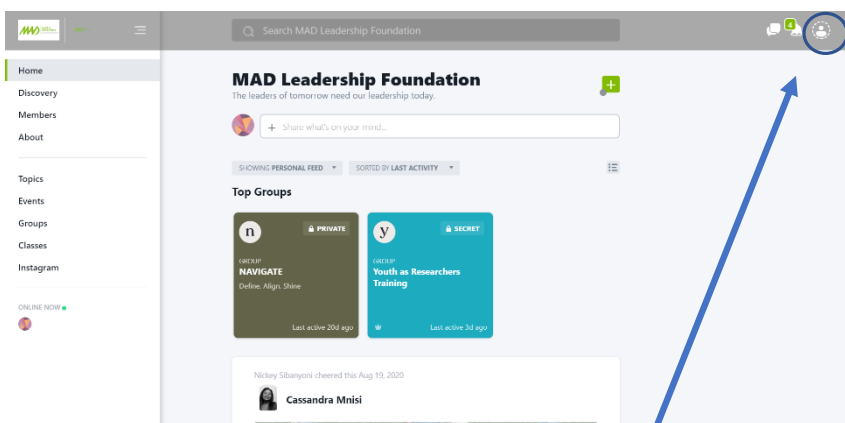
To support the work that they will be doing, researchers who have been selected to be part of the *Youth as Researchers COVID-19 Response Programme*, will receive online training on qualitative and quantitative data collection and analysis, ethics, research presentation and dissemination, and other areas. This training is primarily based on the *Youth as Researchers Training Program*, which was created by the [UNESCO Chair in Child and Family Research at National University of Ireland \(NUI\) Galway](#), and the [UNESCO Chair in Community, Leadership, and Youth Development at Penn State University](#). More information on the programme can be accessed through the links provided earlier.

The training consists of four online training modules. Each training module includes two training videos accompanied by a set of group work slides and supplementary materials. These training modules can be accessed (by invitation only) on the *Make a Difference (MAD) Leadership Foundation's Mighty Networks* platform.

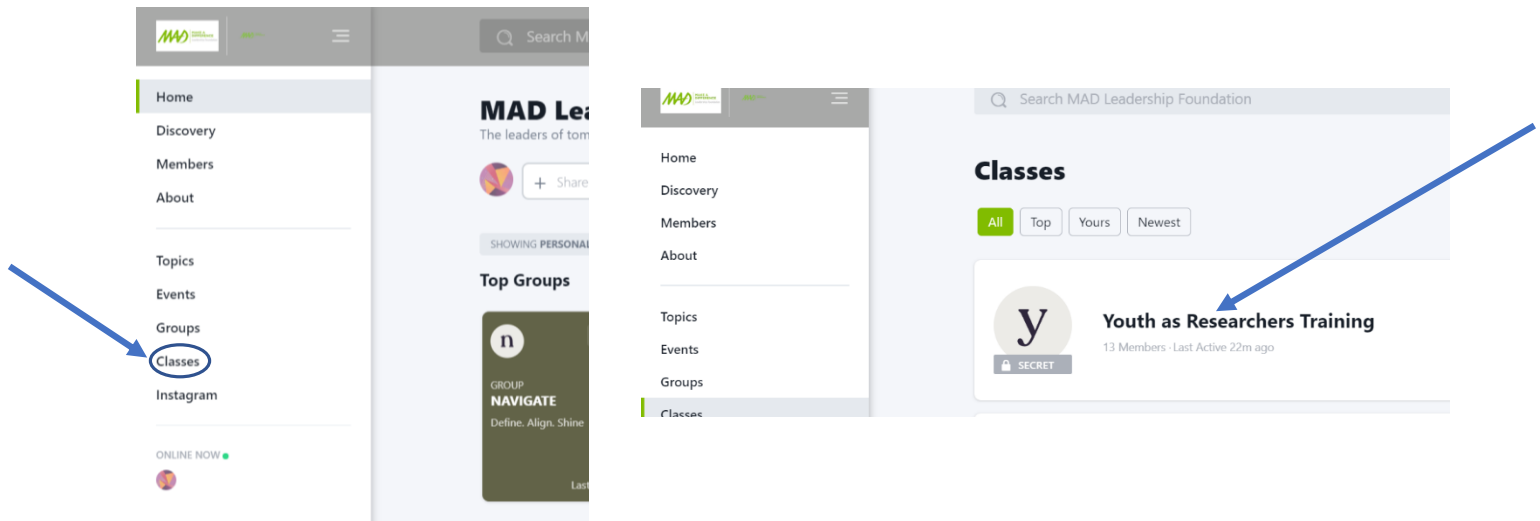
The Mighty Networks platform not only provides a space for learning and accessing training materials and content, but also facilitates discussion and sharing amongst the programme participants through its chat and “Discovery” functions.

Detailed instructions on how to navigate MAD's Mighty Networks platform and the Youth as Researchers COVID-19 Response Programme Training are provided below:

1. Setting up a Profile: After receiving the invitation link to join the MAD's Mighty Networks platform via e-mail, you will be taken to the MAD Leadership Foundation's landing page. On the top right corner of the page, you can view and edit your profile.

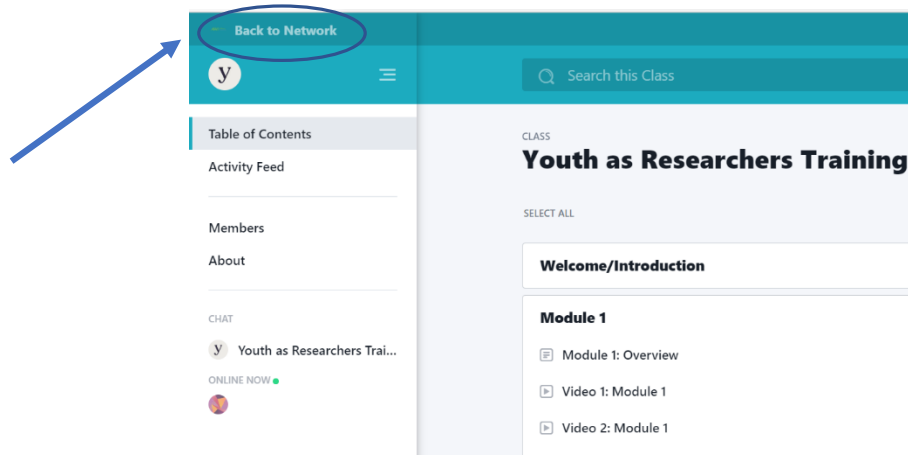


2. Accessing the YAR COVID-19 Response Programme Training Course: To access the training course, click on “Classes” on the left hand side of the screen. Then, select the “Youth as Researchers Training” class.

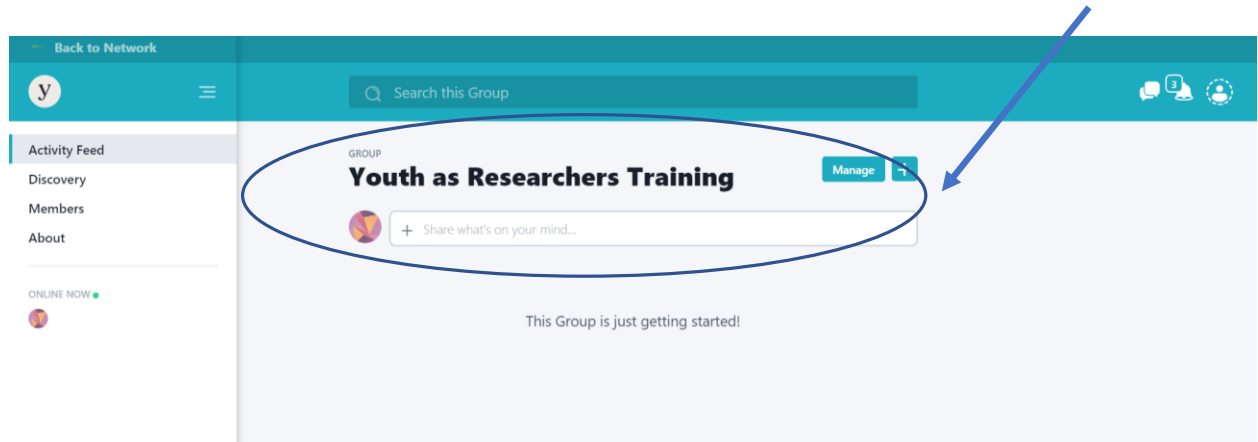


3. Accessing the YAR-COVID-19 Response Programme Group: To access the programme’s group (where you can share posts and engage with other programme participants), click on “Groups” on the left hand side of the screen (which can be found right above “Classes”). Then, select the “Youth as Researchers Training” group.

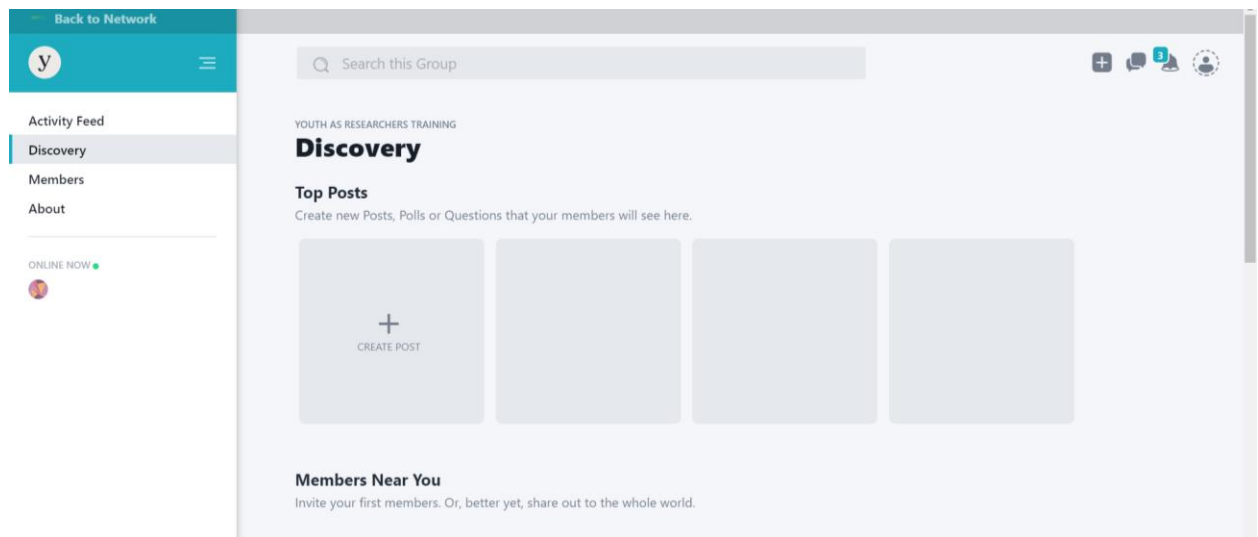
If you are trying to return to the Groups feature from your training course, click on “Back to Network” at the top left of the screen. All of the different options available to you through Mighty Networks will become available again on the left-hand side of the screen.



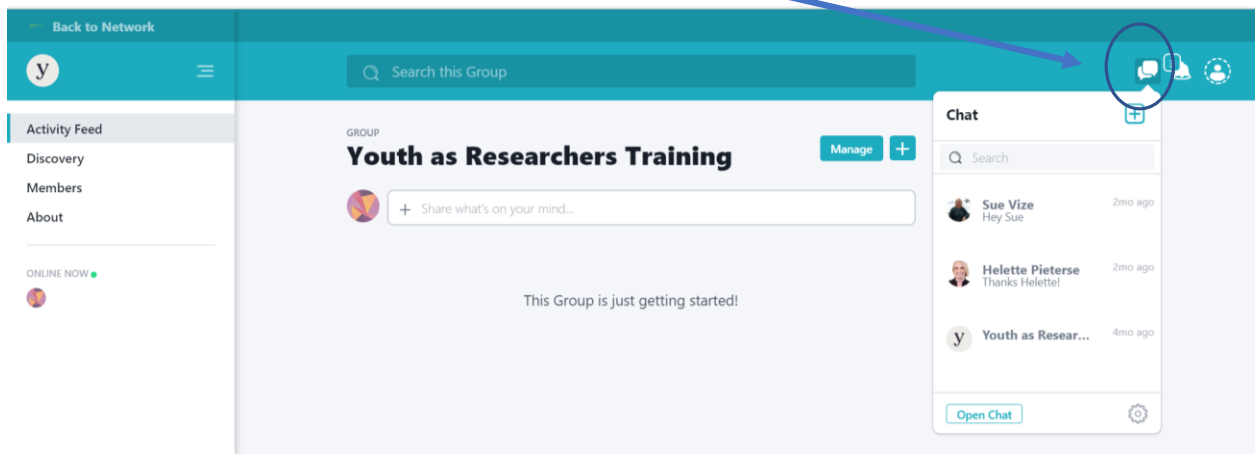
Under the group's "Activity Feed" feature, you have the option of sharing a post (much like on Facebook, Twitter, or other social media platforms). You can also comment on posts that others within the larger programme's group have shared. This is shown in the picture below:



Through the group's "Discovery" feature (located on the left side of the screen under "Activity Feed"), you can create quizzes and polls. You can also see the members of your group (which can also be accessed on the left side of the screen under "Discovery"). This is demonstrated in the picture below:



4. Navigating the Chat Function: One of the features available on the MAD Mighty Networks platform is the ability to send private and group messages to instructors, programme participants, and administrators. This is available both within the “Group” and the “Class.” As previously explained, members of the group can be seen under the “Member” tab (on the left side of the screen) and within the “Discovery” section. In order to send a message, click on the “word bubble” icon at the top right corner of the page.



You can create/send a new chat by clicking on the crossed box icon at the top right corner of the chat drop down box (as shown in the picture above).